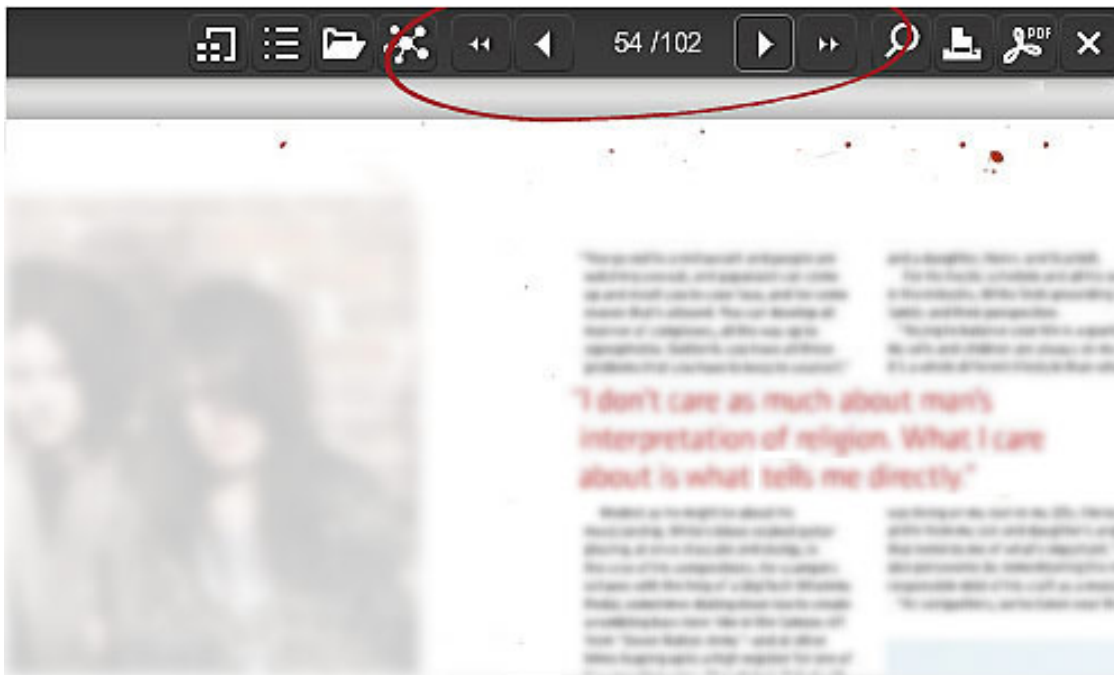


## Help with the digital reader

Here are all the things that you can do with this digital reader. Please note that not all of these options will necessarily appear in your reader.

### You can flip between pages in a few ways:

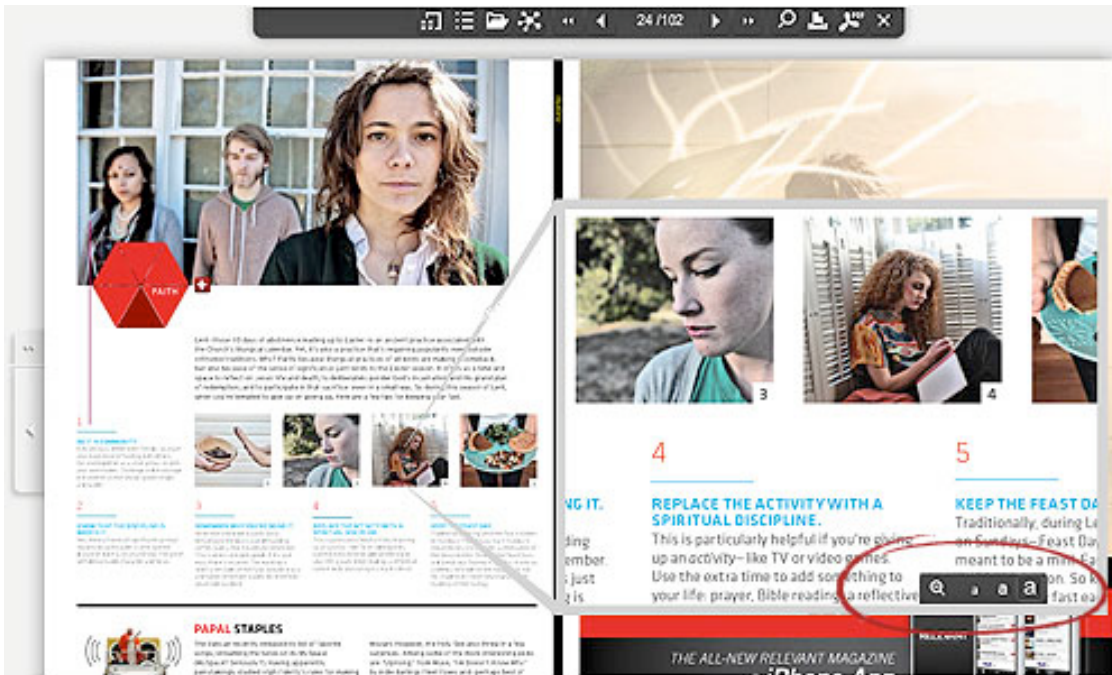
click on the arrows on the main navigation bar



or, using your keyboard, click the left or right arrows to turn pages back and forth

### You can zoom in and out of pages in a couple of ways:

click anywhere on a page to zoom in. To zoom-out, click anywhere on the screen or click the "zoom-out" icon - in the bottom menu.



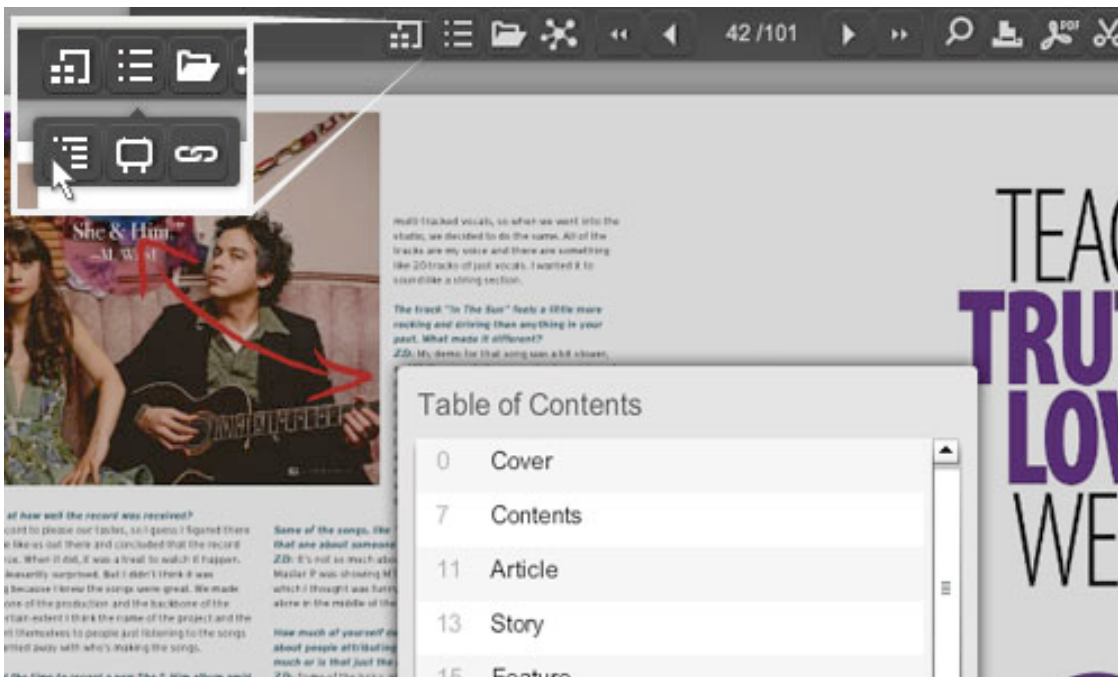
press the "z" key on your keyboard to zoom in and out of pages

### Zoom in even closer:

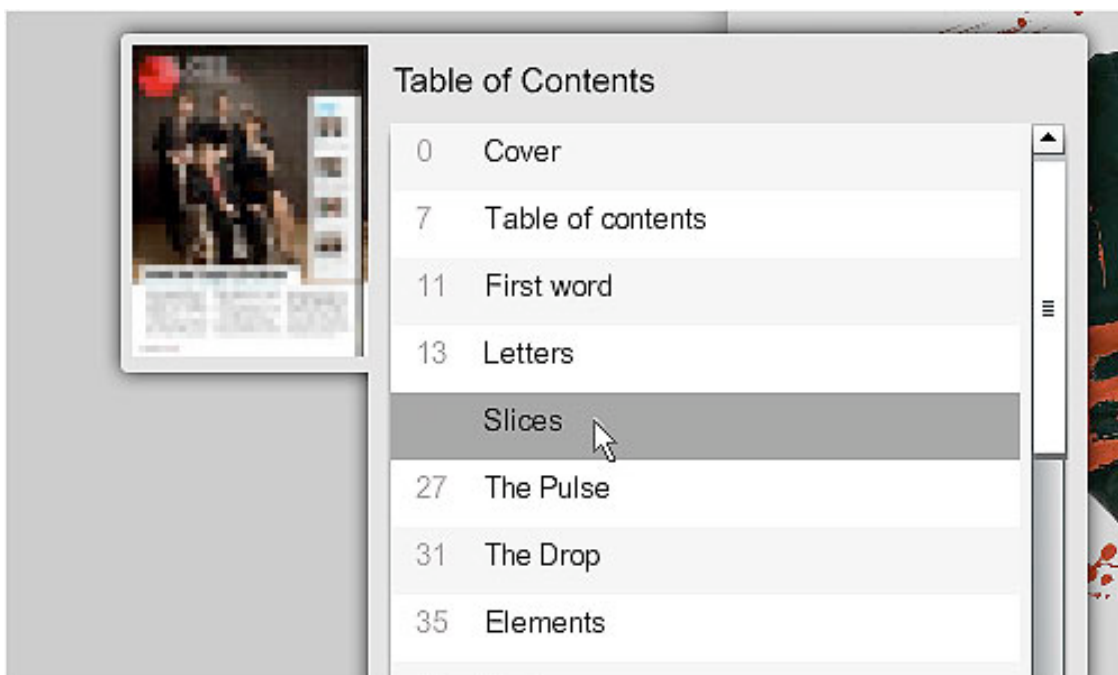
- Then zoomed-in, you can zoom in further by pressing the 3 "a" icons in the bottom menu
- press the "a" key on your keyboard to toggle between the 3 zoom levels: normal, larger and largest
- when in larger or largest, you can click&drag in all 4 directions. You can also use all 4 arrow keys.

### View a list of articles (sections), links or advertisement:

Simply hover over the button on the main navigation menu and choose between the different types of lists.



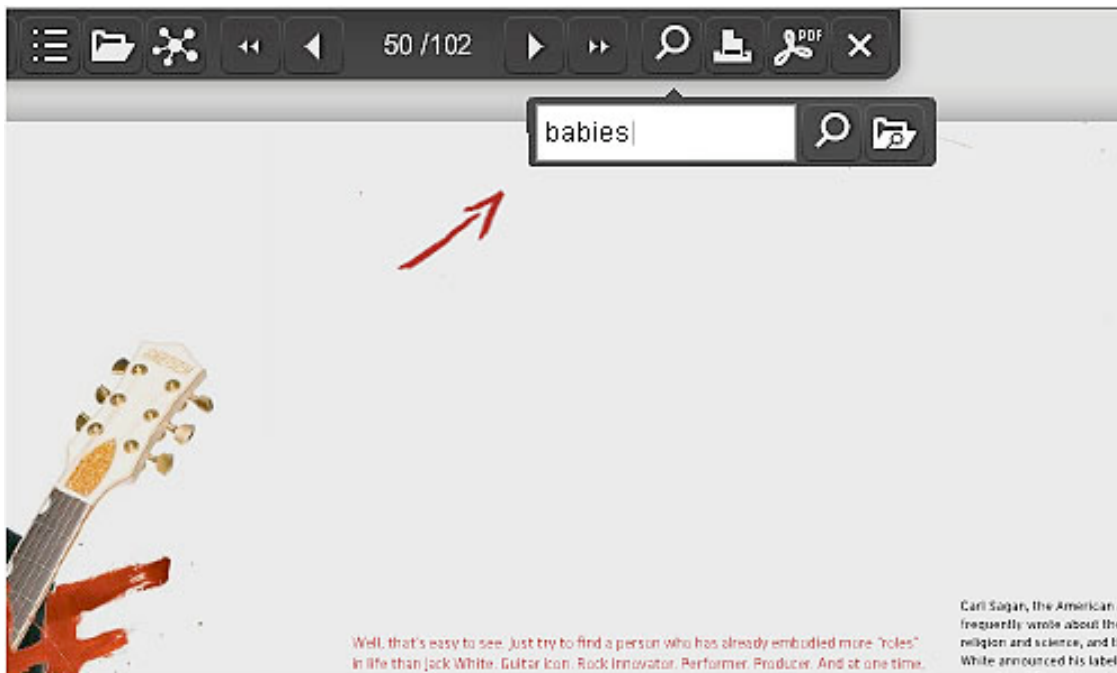
hover over an article to display a small preview of the page



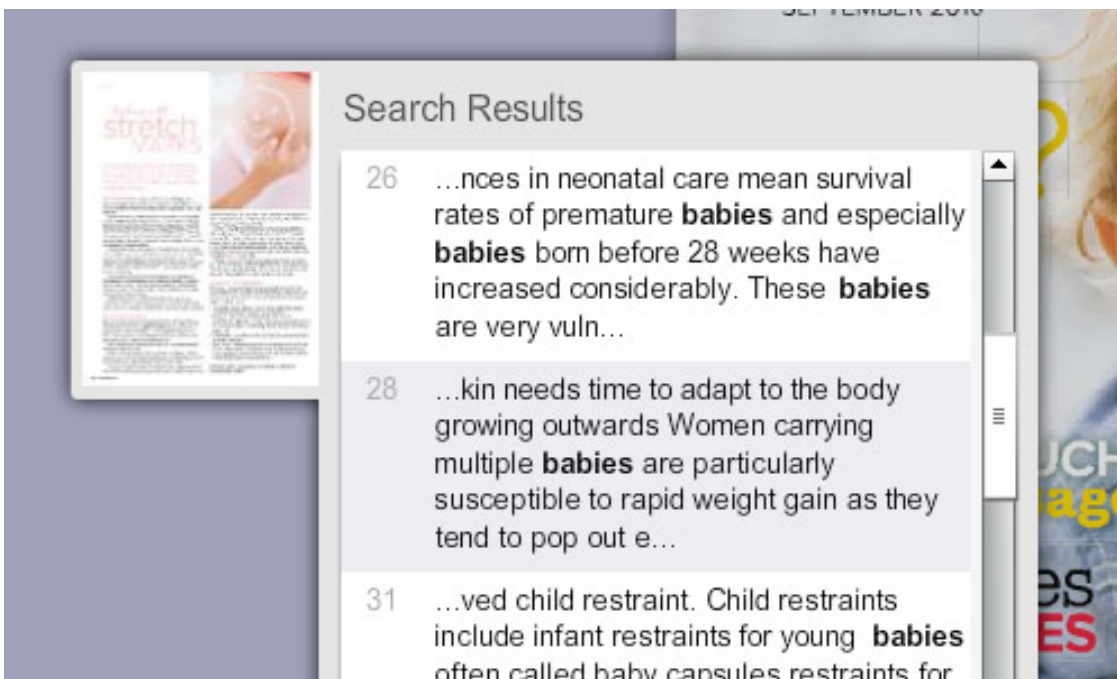
click on the article to flip directly to that page

**To search the current digital edition you're reading:**

enter your search term in the box provided and click the search button



a list of results will display - hover over a result to see a preview of the page, click to load the page











**The following keyboard shortcuts are available:**






- 'right arrow' will flip to the next page (whether you're zoomed-in or not)
- 'left arrow' will flip to the previous page (whether you're zoomed-in or not)
- 'z' will zoom-in and zoom-out
- 'up arrow' will scroll up the page when zoomed-in
- 'down arrow' will scroll down the page when zoomed-in
- when zoomed-in, 'a' toggles between normal, larger and largest zoom levels

- when zoomed-in to larger or largest, 'left arrow' and 'right arrow' scroll to opposite sides of current pages.

## The buttons along the top menu perform these functions:

-  - displays previews of all the pages in the digital edition - click on a preview thumbnail to open that page for reading
-  >  - displays a list of the articles in this digital edition - click on an article to go directly to that page
-  >  - displays a list of the website links in this digital edition - click on a link to go directly to it
-  >  - displays a list of the advertisements in this digital edition - click on an ad title to go directly to that page
-  - display list of other issues (the archives) of this publication

## From any page you can:

-  - email a page to your friend
-  - social bookmark to popular sites like Twitter, Facebook and Digg
-  - print one ore more pages in high resolution
-  - download the document for offline reading
-  - view your current collection of clippings

## How do I link to a specific page in this publication?

You can link to specific pages within any publication by simply adding "/x" to the end of the URL (where x is the page number). For example, to link to page 3 in a publication with ID 200, the URL would look like

**<http://woundcareadvisor.epubxp.com/issue/200/3>**